




**Atlantic Doors Inc**

**MDF** product portfolio



**The Architects of Style**

**our business starts with our customers' needs  
and finishes with their satisfaction**





**Atlantic Doors** offers a wide selection of One Piece MDF doors to compliment our range of Five Piece Wood and MDF doors. The catalogue shows our standard offering in Doors and Components.

These doors can be mixed and matched in the same kitchen.

We have no rigid rule that a door style must have a specific centre panel or outside lip. The Door Stiles (frames) listed in the catalogue can be manufactured in any size with any combination of centre panel and lip selection. There are thousands of combinations possible using the components listed in this catalogue.

The one piece door section of Atlantic Doors is part of a large Woodworking Complex giving us the ability to be flexible in meeting your needs.

#### **PLACING ORDERS**

Orders can be placed by fax or email. No verbal orders or changes are accepted.

A dedicated order form for One Pc doors is available which can be emailed to you or

you may decide to use your own existing software by adding the information asked on our form.

Information required

- Door style
- Lip
- Centre panel
- MDF thickness
- Melamine, Hard Rock Maple or Raw back

Other information required are instructions on Special French doors.

Orders for other components such as columns & valances should include a drawing.

#### **NOTES**

1) Lips and centre panel options for one piece doors are listed on page 14 of the catalogue

2) Almost all of our profiles are available in 5 piece MDF, One Pc MDF and Wood. This is a big advantage for you as a Atlantic Door's customer.

3) Melamine back is recommended for one piece MDF as an aid to stability against warping and cupping.



# Standard Flat Panel Doors



**PL 10**



**PL 20**



**PL 80**



**PL 40**



**PL 60**



Full Rail Drawer Front



Partial Rail Drawer Front

## Standard Rail Options



Standard Rail - 1



Standard Rail - 2



Standard Rail - 3



Standard Rail - 4



2 1/2"

Standard Rail - 5



# Standard Raised Panel Doors



**SL 10**



**SL 20**



**SL 80**



**SL 40**



**SL 60**



Full Rail Drawer Front



Partial Rail Drawer Front

## Standard Rail Options



Standard Rail - 1



Standard Rail - 2



Standard Rail - 3



Standard Rail - 4




← 2 1/2" →

Standard Rail - 5



# Standard Raised Panel Doors



← 2 1/2" →

**SL 11 Maryland**



← 2 1/2" →

**OP 100 Quebec**



**SLAB Pillow**



**SLAB with Bead**





2 1/2"

SH 10 Plain Shaker



2 1/2"

SH 11 V-Shaker



2 1/2"

SH 12 Utica Shaker



2 1/2"

SH 13 Shaker Modern



3"

SH 15 Traditional



3"

SH 15 Traditional With Bead



# Shaker Design Doors (2 Pc Construction)



**SH 10 with English Groove**



**SH 10 with Regency Groove**



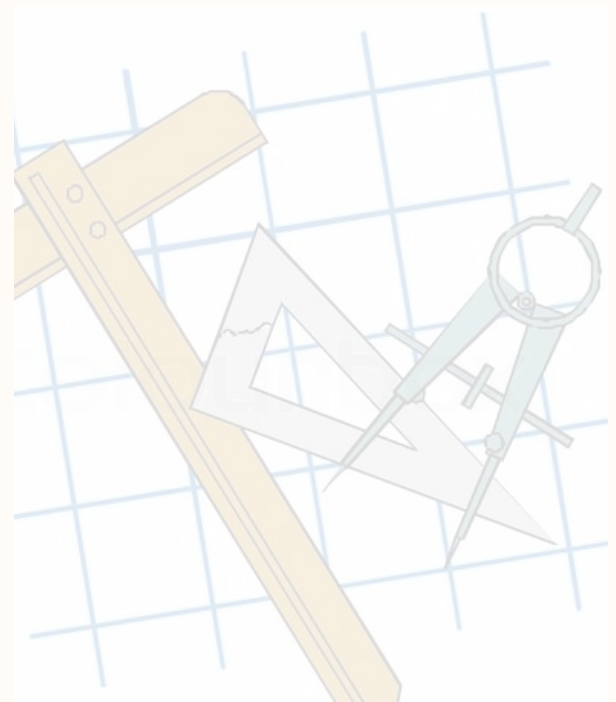
**SH 10 with 3/8" Radius**



**SH 11 with V-Groove**



The construction of these doors is in two-piece MDF. There will be a visible hairline gap between the rail and panel at the back of the door.



# SA Series Doors



3 1/2"

**SA 10 Genova**



2 3/4"

**SA 20 Rockport**



2 3/4"

**SA 23 Barcelona**



2 3/4"

**SA 30 Victoria**



2 3/4"

**SA 40 Lakefield**



3"

**SA 45 Chartwell**





# SA Series Doors

## SA Series Doors



**SA 60 Chicago**



**SA 63 Hampton**



**SA 632 Hampton 1/2" Step**



**SA 66 Vermont**



**SA 77 Cape Cod**



**SA 80 Broadway**



# SA Series Doors



3 1/2"  
**SA 100 Toscana**



3 1/2"  
**SA 110 Toscana Classic**



3 1/2"  
**SA 103 Genova Classic**




3 1/2"  
**SA 102 Genova Classic**



3 1/2"  
**SA 104 Genova Classic**





**MS 10 Manhattan**



**MS 10 Full Rail Drawer**



**MS 20 Full Rail Drawer**



**MS 10 Partial Rail Drawer**



**MS 20 Partial Rail Drawer**



**MS 20 Lisbon**



**MS 21 Lisbon Traditional**



**MS 35 Alhambra**



**MS 36 Glasgow**



**MS 38 Coventry**



**MS 40 Florence**



**MS 45 Sorrento**



**MS 50 Florence With Bead**



**MS 60 Carolina**



2 1/2"

MS 63 Newark Shaker



3"

MS 67 Kartarpar



2 1/2"

MS 70 Columbia



3 1/2"

MS 89 Aspen



3 1/2"

MS 89 Aspen With Bead



## Center PANELS

Please refer to our Price Guide under Technical Specifications for minimum sizes of drawers and doors for each of these center panels.



A



B



C



D



F



G



H



I



J



K



O



Q



R

## Lip SELECTION



Lip #1



Lip #2



Lip #3



Lip #4



Lip #5



Lip #6



Lip #7



Lip #8



Lip #9



Lip #10



Lip #11




Lip #12



Lip #13






**Frame Only**




**6 Lites**



**9 Lites**



**Style X**



**Style X 2**




**Style X 3**



**Style X 4**




**Style A**



**Style B**



**Style C**




**Style D**



**Style E**



# French Doors



**Style F**



**Style G Left**



**Style G Right**



**Style G1 Left**



**Style G1 Right**






Style I



Style H Left



Style H Right



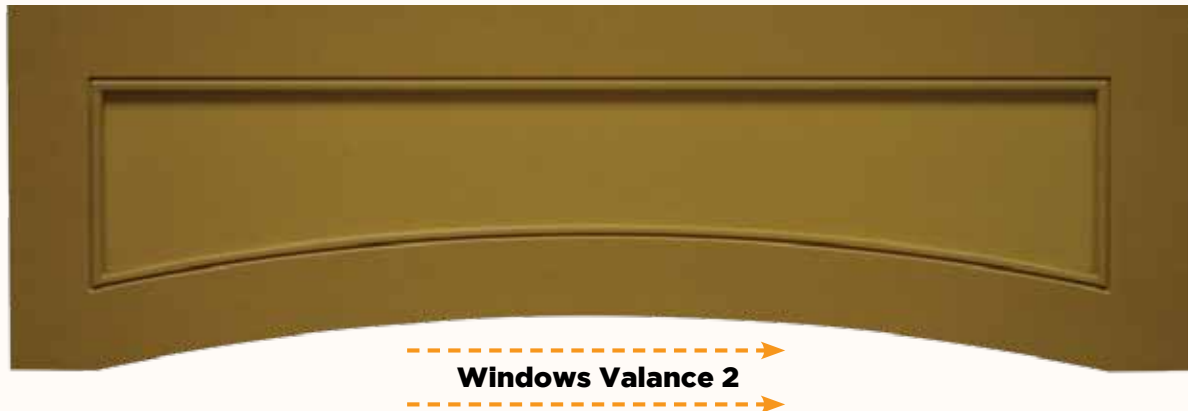
Style K



Style J Left



Style J Right

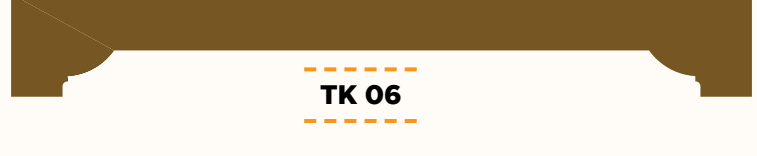
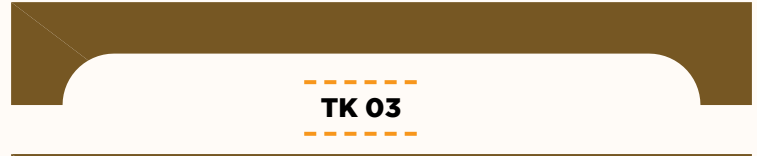
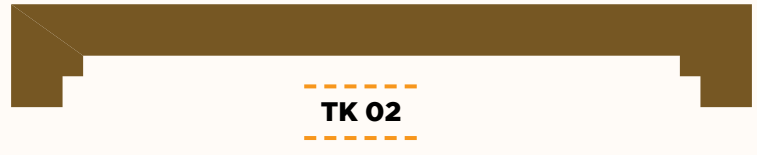







# Accessories Flutes




# Brackets and Toe Kicks




# Decorative Valances




DV 01




DV 01A




DV 02




DV 02A



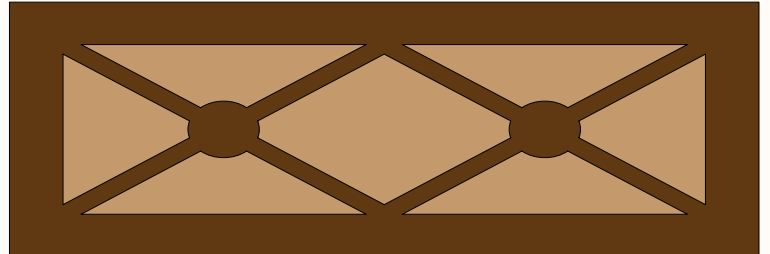
DV 03



DV 03A



DV 04




DV 04A

DV01	Size (Inch)	Pattern Repeat Length (Inch)
	4	6
	6	10
	8	14

DV03	Size (Inch)	Pattern Repeat Length (Inch)
	4	3 3/4
	6	6
	8	9

DV02	Size (Inch)	Pattern Repeat Length (Inch)
	4	5
	6	8
	8	12

DV04	Size (Inch)	Pattern Repeat Length (Inch)
	4	3 3/4
	6	6
	8	9



Design & Print by : Flora Graphic & Printing Inc. 416.356.5354



**Atlantic Doors Inc**

21 Constellation Court, Etobicoke  
Ontario M9W 1K4

416-679-9001 | 416-679-9002 | F 416-679-9003  
myorder@atlanticdoors.com | www.atlanticdoors.com